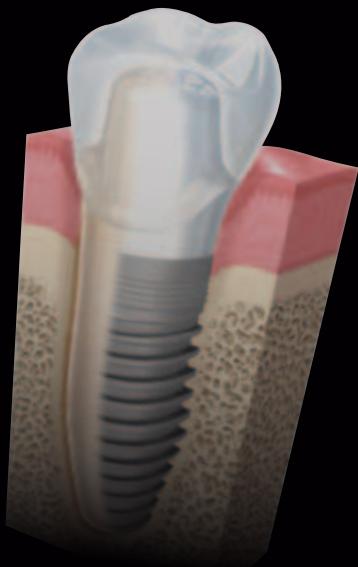


EXPAND
YOUR
PRACTICE
QUICKLY
WITH THE
ADDITION
OF DENTAL
IMPLANTS



Leverage the experience and technology of The Vassos Clinic to offer your patients the function, aesthetics and comfort of dental implants. The Vassos clinic offers quality patient care, and our flexible service integrates seamlessly into your practice.

Offering patients dental implants by partnering with our experienced professional team is a simple way to augment your clinic's service offerings and revenue with minimal risk, investment or time commitment.



THE VASSOS CLINIC
SERVICES PROVIDED: DENTAL IMPLANTS
GENERAL DENTISTS



give your patients back
THEIR FUNCTION.
THEIR COMFORT.
THEIR SELF-ESTEEM.



The Vassos Clinic uses CT scan technology to help diagnose and guide the implant process. Our CT scan equipment generates intricate 3D models of the patient's teeth and tissues, enabling pre-procedural planning and preparation.

Your patients are treated with care, respect and dignity, and our clinic acts as an extension of your existing practice. Our welcoming, scenic location in the historic LeMarchand Mansion is a comfortable environment befitting of a sound investment in reconstructive dentistry. Through the use of intravenous sedation, patients are placed in a highly relaxed state and often retain little to no memory of the surgical appointment. A partnership with the Vassos Clinic is sure to add value to your practice.

Please take a moment to review the sample cases presented here. Our flexible service allows you to select the lab of your choice for abutments and crowns, and to perform the restoration and placement yourself. We make it easy to include dental implants as a treatment option in your practice.

case 1

Failed endodontic treatment #22. We extract, place implant, take impression, shade and bite registration, and send case to the lab of your choice, who in turn sends the finished case to your office for insertion. We place a temporary abutment and crown. After healing, you remove the temporary abutment and crown and complete the restoration yourself, which is charged out through your office.



case 2

This same sequencing can be implemented for some bridges. Temporary composite bridge is immediately placed. Referring dentist receives finished case from the lab of his or her choice. Temporary bridge and abutments are removed. Permanent Zirconia Procera bridge is placed. Referring dentist charges the full prosthetic fee.



case 3

Same sequencing, using patient's old bridge as a temporary.



case 4

We set up a full arch, which is then restored by the referring dentist.



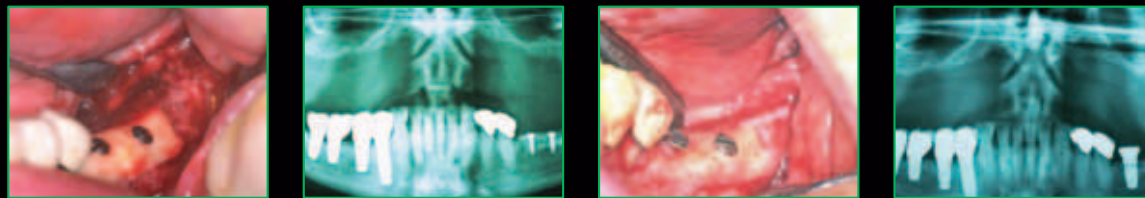
case 5

We graft and place implants. Referring dentist restores the case.



case 6

Same scenario for a severely resorbed mandible.



case 7

Another example, whereby width is increased with autogenous bone blocks.



case 8

Autogenous bone block bone graft with simultaneous placement of implants.



case 9

Extreme knife-edge ridge grafted with implants in place, restored by referring dentist.



case 10

Accident case set up for referring dentist.



case 11

Implants placed for referring dentist, restored with Zirconia bridge.



case 12

Microdontia Case.



case 13

Full Maxillary case prepared for referring dentist.



case 14

Severe atrophic maxillary case set up for referring dentist.



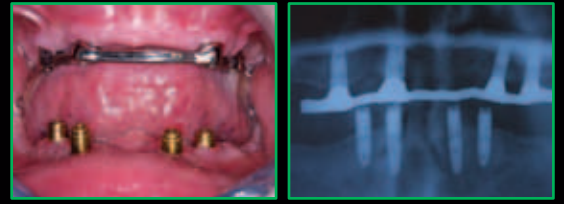
case 15

Full mouth set up for referring dentist.



case 16

Immediate load case. Locators on the lower with maxillary doler bar for denture stabilization, restored by referring dentist.



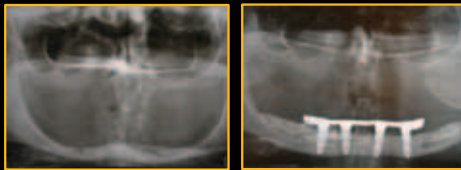
case 17

5 mm mandible set up for doler bar case, immediate load.



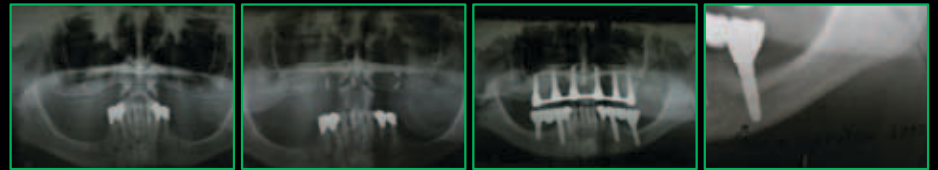
case 18

Another example.



case 19

Severe mandible and maxillary resorption case. Maxillary reconstruction case with TiMesh. Maxillary doler bar with palateless CUD. Mandible restored with nerve repositioning, obtaining stability with no paresthesia.



case 20

Flapless CT-driven implant surgery that would have otherwise required bilateral sinus lifts and grafts if performed conventionally.



Dr. David M. Vassos
D.D.S.



Over 15,000 dentists have attended Dr. Vassos' courses and lectures in Canada and abroad. Dr. Vassos has demonstrated live procedures in several countries, and as a general dentist, lectures widely on the international stage.

Since 1968 Dr. Vassos has provided dental implant-supported treatments and as such has published articles on this treatment modality.

Dr. Vassos, a general dentist, introduced dental implants to Canada in 1968 and has contributed to the development of several dental implant systems. He has authored over 35 published articles translated into many languages on the placement of dental implants.

Dr. Colin R. Diener
D.M.D.



Following 6 years of formal dental training from the University of Saskatchewan, Dr. Diener accepted an associate position with Dr. David M. Vassos in Edmonton in 2002. This association transformed into a partnership that blends Dr. Diener's formal training and interest in the use of computed tomography (CT) imaging with Dr. Vassos' experience and skill set in the provision of dental implant treatment.

Since 2002, Dr. Diener, a general dentist, has helped build the Vassos Clinic into a well-attended clinical and continuing education venue.

THE VASSOS CLINIC
SERVICES PROVIDED: DENTAL IMPLANTS

Helping You Enhance Your Practice

213 LeMarchand Mansion, 11523 - 100 Ave.
Edmonton Alberta Canada, T5K 0J8
Ph: 780.488.1240 • Fx: 780.488.2798
dmvassos@dmvassos.com



Products Exclusively Used

dmvassos.com